




















Toolbar

Toolbar

Icon	Description	
	Expand by one level	
	Collapse by one level	
	Undo (Ctrl+Z)	
	Redo (Ctrl+Y)	
	Edit the selected object	
	Delete the selected object	
	Find Previous (Shift+F3)	
	Find Next (F3)	
	Find sessions by content (Ctrl+F)	
	Clear Search	
	Delete the found highlighted sessions	
	View Options	
		Show autocorrelation parameter details
		Hide autocorrelation parameter details
		Show the property grid on the bottom
		Hide property grid on the bottom
		Hosts
		Content-Types
	Dock on the right	
	Dock on the left	
	Collapse to the left	
	Expand to the right	

Help Boxes

Test Case Tree Search	<ul style="list-style-type: none">- To find value in the Test Case Tree, start typing in the Search Tree box.- To find the next/previous value, click "Find Next/Previous".- To find and highlight sessions by request/response content, click Find Sessions by Content or hit (Ctrl+F).- To clear all highlights, click "Clear Search".- To delete highlighted sessions, click "Delete highlighted". <p>See Also: Searching Test Case Tree</p>
Test Case Tree Command	<ul style="list-style-type: none">- To show or hide autocorrelation details, click "Show" or "Hide" autocorrelation parameters.- To show or hide properties, click "Show" or "Hide" property grid.- To show hosts targeted in this Test Case, click "Test Case hosts".-To show content-types in this Test Case, click "Test Case content-types".- To dock the test case tree to Fiddler on the left or StresStimulus on the right, click "Dock..."